


LEVELING MOUNTS: STAINLESS LEVELERS

>>> G/KG-Series

Our G and KG stainless steel, low profile levelers are constructed with solid steel and are well suited for extreme temperatures – whether near ovens or freezer equipment.

The rigid connection between the bolt works with the solid base to provide tremendous load capacities up to 6000 kg. Select either 1° (G) or 12° (KG) range of swivel to meet your specific requirements.



Model G – 1°

Model KG – 12°

ADVANTAGES

- >> 304 SS for high chemical resistance
- >> Wide temperature range; -20° to +100°C
- >> Wrench flats in bolt provide full use of threaded bolt
- >> Rigid connection between bolt and base provide added security

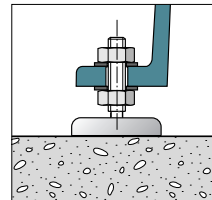
APPLICATIONS

- >> DAIRY PROCESSING MACHINES
- >> FOOD & DRUG PROCESSING EQUIPMENT
- >> MEDICAL EQUIPMENT
- >> PACKAGING MACHINERY
- >> 3A DESIGN-MEAT & POULTRY PROCESSING EQUIPMENT

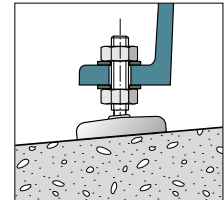
EXAMPLE OF ORDER: G 90 16 100

- Thread length
- Thread diameter
- Footbase
- Type

Assembly example, G-Series - 1°



Assembly example, KG-Series - 12°

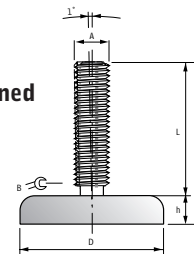


FOOTBASE	G90	G110	G150	G180	KG90	KG110	KG150	KG180
Diameter D, mm	90	110	150	180	90	110	150	180
Height h, mm	12	12	12	12	17	17	17	17
Max load, daN (kg)	6000	6000	6000	6000	6000	6000	6000	6000

THREADED BOLT	A	A	A	A	A	A	A
Length L, 100 mm	M12	M16	M20	M24	M30	M36	M42
Length L, 150 mm	M12	M16	M20	M24	M30	M36	M42
Length L, 180 mm	M12	M16	M20	M24	M30	M36	M42
Length L, 230 mm	M12	M16	M20	M24	M30	M36	M42

B mm	10	13	15	19	24	30	36
------	----	----	----	----	----	----	----

Dimensioned Drawing, G-Series - 1°



Dimensioned Drawing, KG-Series - 12°

