

# STAINLESS LEVELERS WITH ANCHORING

## >>> J/KJ-Series

Our J and KJ stainless steel levelers with anchoring are constructed with welded bolt configuration and a solid steel base.

This heavy-duty design is well suited for heavy loads. The anchoring holes offer extra security for even the most dynamic equipment. Standard models available in choice of 1° (J) or 12° (KJ) swivel design.



Model J - 1°

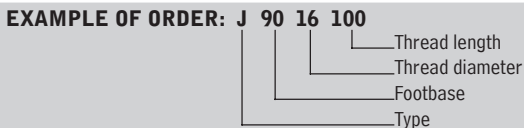
Model KJ - 12°

### ADVANTAGES

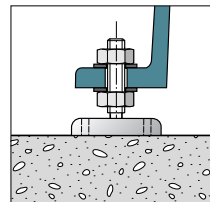
- >> 304 SS for high chemical resistance
- >> Base height under 13 mm
- >> Solid steel connection and welded construction for anchoring strength
- >> Wrench flats in bolt provide full use of threaded bolt
- >> Large diameter anchoring holes

### APPLICATIONS

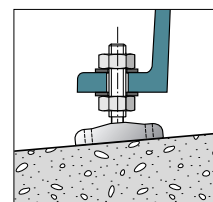
- >> AUTOMATED ASSEMBLY EQUIPMENT
- >> CONVEYORS
- >> MATERIAL HANDLING EQUIPMENT
- >> PACKAGING FILLING MACHINES
- >> SHAKER BOWLS
- >> VIBRATORY FEEDERS



Assembly example  
J-Series - 1°



Assembly example  
KJ-Series - 12°



| FOOTBASE            | J90  | J110 | J150 | J180 | KJ90 | KJ110 | KJ150 | KJ180 |
|---------------------|------|------|------|------|------|-------|-------|-------|
| Diameter D, mm      | 90   | 110  | 150  | 180  | 90   | 110   | 150   | 180   |
| Height h (KJ), mm   | 17   | 17   | 17   | 17   | 22   | 22    | 22    | 22    |
| Height h (J), mm    | 12   | 12   | 12   | 12   | 17   | 17    | 17    | 17    |
| Length E, mm        | 32   | 44   | 62   | 74   | 32   | 62    | 62    | 74    |
| Hole diameter d, mm | 13   | 13   | 16   | 16   | 13   | 16    | 16    | 16    |
| Max load, daN (kg)  | 6000 | 6000 | 6000 | 6000 | 6000 | 6000  | 6000  | 6000  |

| THREADED BOLT    | A   | A   | A   | A   | A   | A   | A   |
|------------------|-----|-----|-----|-----|-----|-----|-----|
| Length L, 100 mm | M12 | M16 | M20 | M24 | M30 | M36 | M42 |
| Length L, 150 mm | M12 | M16 | M20 | M24 | M30 | M36 | M42 |
| Length L, 180 mm | M12 | M16 | M20 | M24 | M30 | M36 | M42 |
| Length L, 230 mm | M12 | M16 | M20 | M24 | M30 | M36 | M42 |

|      |    |    |    |    |    |    |    |
|------|----|----|----|----|----|----|----|
| B mm | 10 | 13 | 15 | 19 | 24 | 30 | 36 |
|------|----|----|----|----|----|----|----|

